

NOTICE: RESTRICTED AS TO USE AND DISCLOSURE

THIS ENTIRE DOCUMENT AND ALL INFORMATION IS PROPRIETARY TO COLT INC. AND SHALL NOT BE REPRODUCED, DUPLICATED OR COPIED IN WHOLE OR IN PART, DISCLOSED OR MADE AVAILABLE TO ANY OTHER PERSON, FIRM, OR CORPORATION OR OTHERWISE USED EXCEPT TO THE EXTENT NECESSARY FOR AND THEN ONLY IN CONNECTION WITH THE PREPARATION CONNECTION WITH THE PREPARATION AND/OR SUBMISSION OF BIDS OR PROPOSALS RELATED TO A PROCUREMENT BEING EFFECTED BY THE UNITED STATES EITHER BY THE UNITED STATES GOVERNMENT OR UNDER CONTRACT WITH THE UNITED STATES GOVERNMENT. THIS DOCUMENT WILL BE DISPOSED OF IN ACCORDANCE WITH THE INSTRUCTIONS ISSUED BY THE RESPONSIBLE CONTRACTING OFFICER UPON COMPLETION OF THE PURPOSE FOR WHICH IT WAS ISSUED.

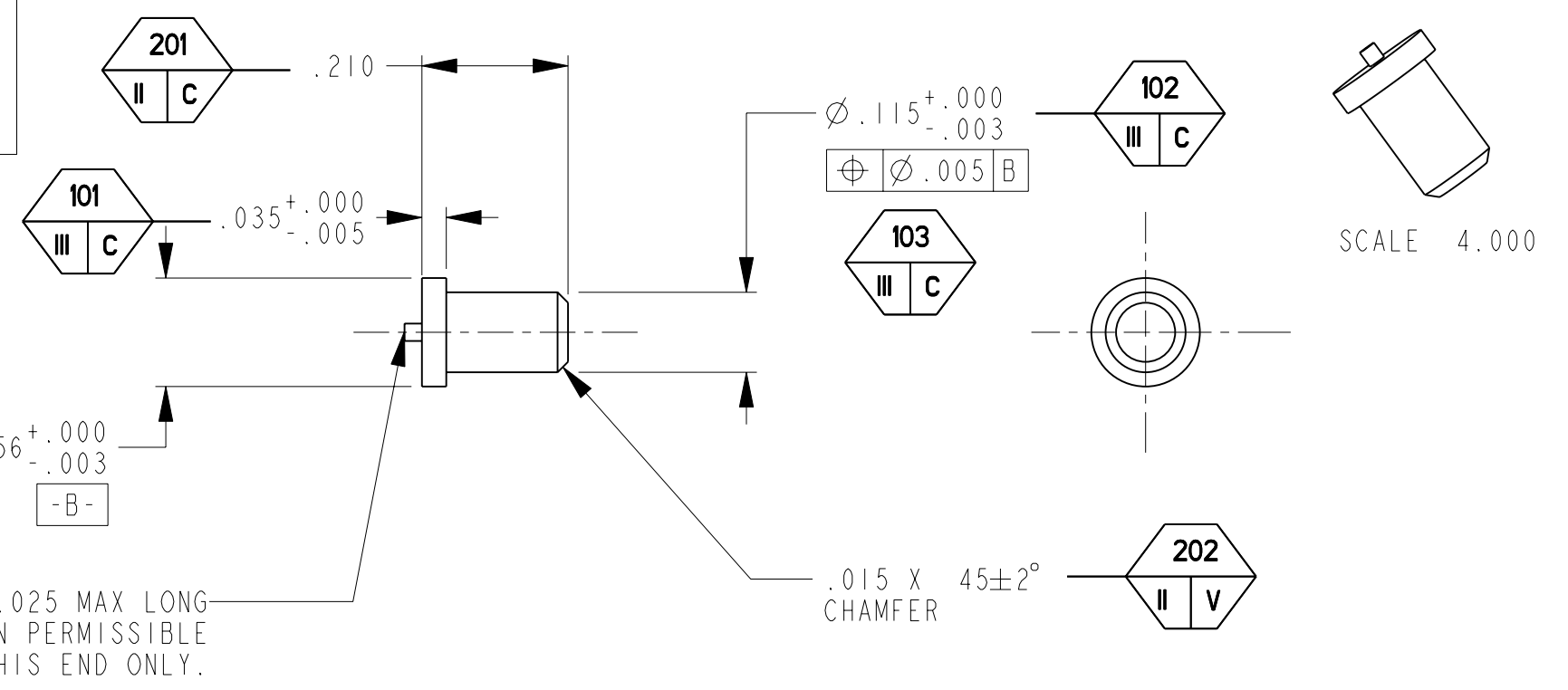
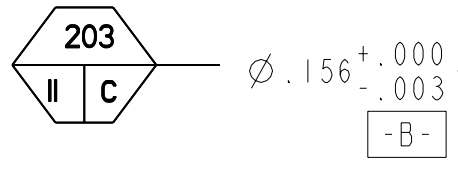
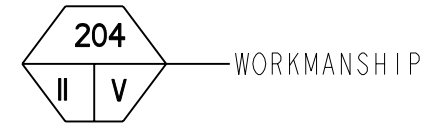
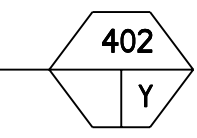
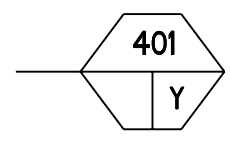
SPECIAL LICENSE RIGHTS
 THE GOVERNMENT'S RIGHTS TO USE, MODIFY, REPRODUCE, RELEASE, PERFORM, DISPLAY, OR DISCLOSE THESE DATA ARE RESTRICTED BY CONTRACT NO. DAAF03-67-C-108, LICENSE NO. DAAF03-67-C-108. ANY REPRODUCTION OF TECHNICAL DATA OR PORTIONS THEREOF MARKED WITH THIS LEGEND MUST ALSO REPRODUCE THE MARKINGS.

DUE TO GOVERNMENT GENERATED ENGINEERING CHANGES, THERE MAY BE DATA AND/OR TOLERANCES NOT PROPRIETARY TO COLT'S.

REVISIONS				
MODEL REV	DRAW REV	DESCRIPTION	DATE(YEAR-MO-DA)	APPROVED
N/A	D	NOR GIS3074 / 1991-06-26	1991-08-21	PF
N/A	E	NOR GIS2018 / 1991-07-08	1991-10-11	RR
N/A	F	NOR G3S3081 / 1993-08-31	1993-10-26	DR
-	G	NOR L2S3033 / 2002-07-22	2002-08-05	JJW

NOTES

- MIL-W-13855 APPLIES.
- MATERIAL: WIRE, STEEL CORROSION RESISTING, FREE MACHINING STOCK, CLASS 303, ANNEALED, COLD DRAWN, SPEC ASTM A555, A581 AND A582.
- SURFACE FINISH 125/
- BREAK ALL SHARP EDGES .005+.005.
- FINAL PROTECTIVE FINISH: 5.4.1 OF MIL-STD-171.
- QUALITY ASSURANCE PROVISION REQUIREMENTS PER DRAWING 12993884 APPLY.



CURRENT DESIGN ACTIVITY CAGE CODE 19200
 US ARMY
 ARMAMENT RESEARCH, DEVELOPMENT AND ENGINEERING CENTER
 PICATINNY ARSENAL, NEW JERSEY 07806-5000

THIS DRAWING WAS GENERATED FROM A SOLID MODEL AND IS CAD MAINTAINED. CHANGES SHALL BE INCORPORATED BY THE DESIGN ACTIVITY.

PART NO. 8448589

DISTRIBUTION STATEMENT F: FURTHER DISTRIBUTION ONLY AS DIRECTED BY US ARMY ARDEC, AMSTA-AR-CCL-F, ROCK ISLAND, IL; 1993-09-14.

PMIC			DO NOT SCALE DRAWING		CONTRACT NUMBER		DESIGN ACTIVITY		
MECHANICAL PROPERTIES			UNLESS OTHERWISE SPECIFIED ALL DIMENSIONS ARE IN INCHES		CONTRACTOR		US ARMY ROCK ISLAND ARSENAL ROCK ISLAND, ILLINOIS		
YP		M4A1	TOLERANCE ON ANGLES ± °		DRAWN BY	DATE (YEAR-MO-DA)	PLUNGER, TRIGGER GUARD		
TS		M4	2 PLACE DECIMALS ±		G. STRAHL	1970-04-27			
EL2		8448587 MI6A4	3 PLACE DECIMALS ± .005		CHECKER	ENGINEER			
RA		B8448587 MI6A3	THIRD ANGLE PROJECTION		K. JOHNSON-ESERV	J. WINDHAM			
BH		B8448587 MI6A2			ENGINEER	QUALITY ENGINEER	SIZE	CAGE CODE	DWG NO.
RH		B8448587 MI6A1			DRAWING APPROVAL		B	19204	8448589
NEXT ASSY		USED ON	MATERIAL ENGR		DESIGN APPROVAL		SCALE	UNIT WT	SHEET
APPLICATION			MODELED BY		R. ELBE		4/1	0.001	1 OF 1
			G. STRAHL		2002-07-22				