DRAWING SIZE D

NOTICE: RESTRICTED AS TO USE AND DISCLOSURE

THIS ENTIRE DOCUMENT AND ALL INFORMATION IS PROPRIETARY TO COLT INC. AND SHALL NOT BE REPRODUCED, DUPLICATED OR COPIED IN WHOLE OR IN PART, DISCLOSED OR MADE AVAILABLE TO ANY OTHER PERSON, FIRM, OR CORPORATION OR OTHERWISE USED EXCEPT TO THE EXTENT NECESSARY FOR AND THEN ONLY IN CONNECTION WITH THE PREPARATION CONNECTION WITH THE PREPARATION AND/OR SUBMISSION OF BIDS OR PROPOSALS RELATED TO A PROCUREMENT BEING EFFECTED BY THE UNITED STATES EITHER BY THE UNITED STATES GOVERNMENT OR UNDER CONTRACT WITH THE UNITED STATES GOVERNMENT. THIS DOCUMENT WILL BE DISPOSED OF IN ACCORDANCE WITH THE INSTRUCTIONS ISSUED BY THE RESPONSIBLE CONTRACTING OFFICER UPON COMPLETION OF THE PURPOSE FOR WHICH IT WAS ISSUED.

SPECIAL LICENSE RIGHTS
THE GOVERNMENT'S RIGHTS TO USE, MODIFY, REPRODUCE, RELEASE, PERFORM, DISPLAY, OR DISCLOSE THESE DATA ARE RESTRICTED BY CONTRACT NO. DAAF03-67-C-108, LICENSE NO. DAAF03-67-C-108. ANY REPRODUCTION OF TECHNICAL DATA OR PORTIONS THEREOF MARKED WITH THIS LEGEND MUST ALSO REPRODUCE THE MARKINGS.

DUE TO GOVERNMENT GENERATED ENGINEERING CHANGES, THERE MAY BE DATA AND/OR TOLERANCES NOT PROPRIETARY TO COLT'S.

REVISIONS

MODEL REV	DRAWING REV	DESCRIPTION	DATE(YEAR-MO-DA)	APPROVED
N/A	F	NOR G0S3088 / 1989-06-15	1990-08-23	
N/A	G	NOR G1S2018 / 1991-07-08	1991-10-11	
-	H	NOR L1S3038 / 2001-08-27	2002-05-24	JJW
A	J	NOR L3S3161 / 2004-03-31	2004-08-13	RLV
B	K	NOR L06S9051 / 2006-04-11	2006-07-19	BMG
C	L	NOR L07S3087 / 2007-09-24	2007-10-04	BMG

NOTES

1. APPLICABLE SPECIFICATIONS AND STANDARDS:
   A. ANSI Y14.5-1973
   B. MIL-W-13855
2. MATERIAL: STEEL, AISI 1117 TO 1144 PER ASTM A 108 OR MIM-4140 PER DRAWING NUMBER 13011863. (401 Y — MATERIAL)
3. DIMENSIONAL LIMITS APPLY BEFORE PROTECTIVE FINISH.
4. BREAK EDGES $.003^{+.012}_{-.000}$ EXCEPT AS NOTED.
5. FILLET RADII SHALL BE $R.015^{+.000}_{-.012}$ EXCEPT AS NOTED.
6. SURFACE FINISH: 125 EXCEPT AS NOTED.
7. PROTECTIVE FINISH: FINISH 5.3.1.2 OF MIL-STD-171. (402 Y — PROTECTIVE FINISH)
8. QUALITY ASSURANCE PROVISION REQUIREMENTS PER DRAWING NUMBER 12993884 APPLY.
9. CASTINGS SHALL BE INSPECTED PER AMS 2175 AND THEREBY SHALL BE DESIGNATED AS CLASS 3, GRADE C.

203 II V — MISSING OR DEFECTIVE PROTECTIVE FINISH
204 II V — WORKMANSHIP
502 Z — SALT SPRAY TEST
503 Z — COATING WEIGHT
504 Z — SUPPLEMENTARY OIL TREATMENT, SALT SPRAY TEST

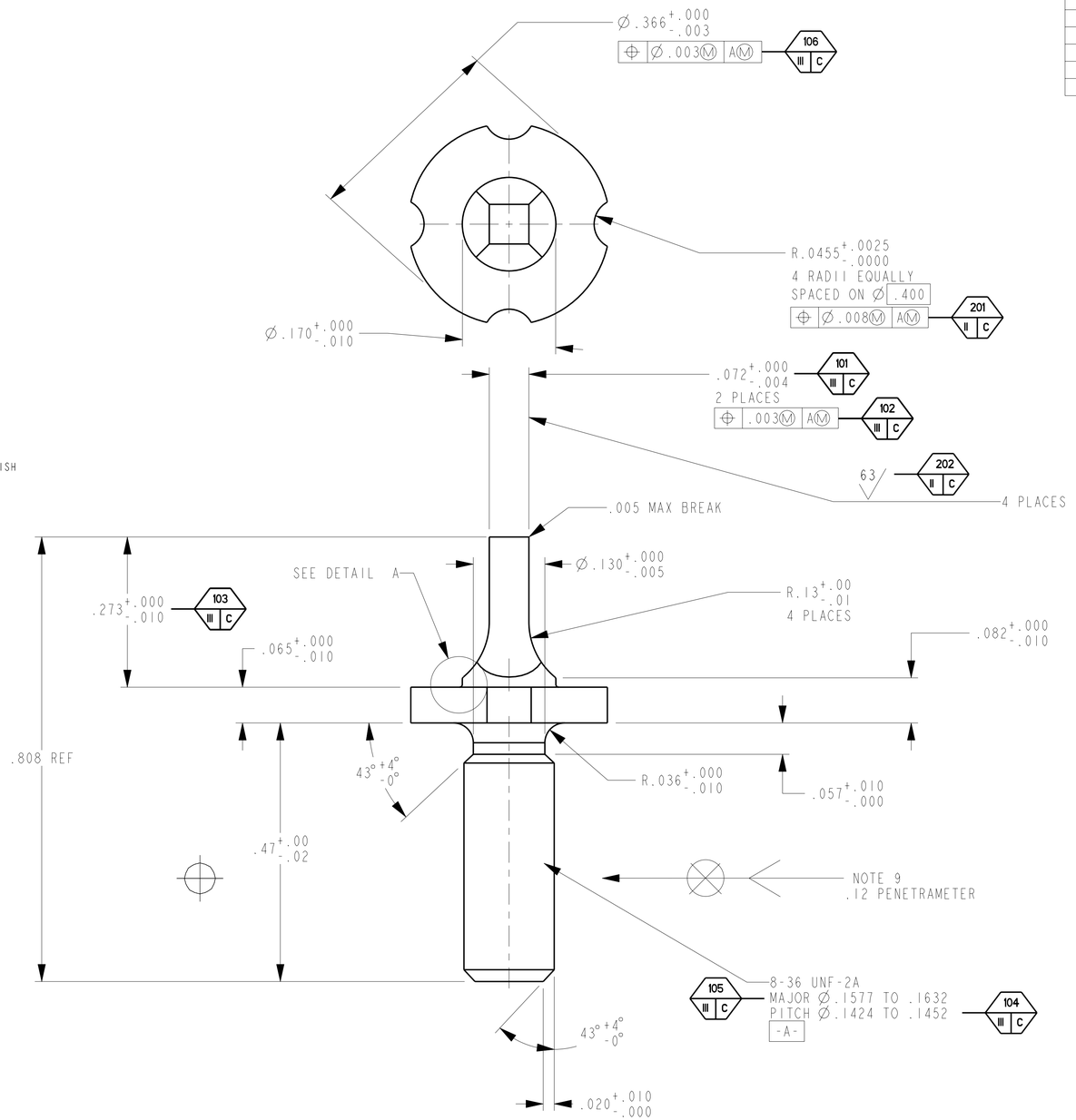

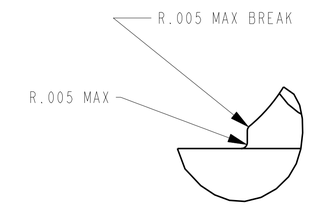

DETAIL A
SCALE 16.000

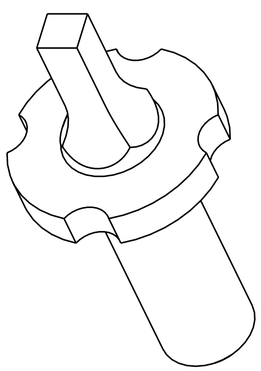

ISOMETRIC VIEW

THIS DRAWING WAS GENERATED FROM A SOLID MODEL AND IS CAD MAINTAINED. CHANGES SHALL BE INCORPORATED BY THE DESIGN ACTIVITY.

PART NO. 9349056

PMIC			
MECHANICAL PROPERTIES			
YP			
TS			
EL2			
RA			
BH			
RH			
		M4A1	
		M4	
		M16A4	
	9390001	M16A3	
	8448522	M16A2	
	9349050	M16A1	
	NEXT ASSY	USED ON	
	APPLICATION		

DO NOT SCALE DRAWING
UNLESS OTHERWISE SPECIFIED DIMENSIONS ARE IN INCHES
TOLERANCES ON ANGLES ± 2°
2 PLACE DECIMALS ±
3 PLACE DECIMALS ±
THIRD ANGLE PROJECTION
MATL ENGR
MODELED BY J. WINDHAM

CONTRACT NUMBER
CONTRACTOR

DRAWN BY	J. WINDHAM	DATE(YEAR-MO-DA)	1982-06-09
CHECKER	G. STRAHL	ENGINEER	J. WINDHAM
ENGINEER	L. KO	QUALITY ENGINEER	L. CICHUCKI
DRAWING APPROVAL	L. BRUNTON		2001-08-22
DESIGN APPROVAL	R. ELBE		2001-08-22

DESIGN ACTIVITY
US ARMY
ARMAMENT RESEARCH, DEVELOPMENT AND ENGINEERING CENTER
PICATINNY ARSENAL, NEW JERSEY 07806-5000

POST, FRONT SIGHT

SIZE	CAGE CODE	DWG NO.
D	19200	9349056

SCALE 8.000 | UNIT WT. 0.00526 | SHEET 1 OF 1

DISTRIBUTION STATEMENT F. FURTHER DISTRIBUTION ONLY AS DIRECTED BY US ARMY ARDEC, AMSTA-AR-CCL-F, ROCK ISLAND, IL; 1993-09-14.

FORMAT: D_TACOM_ENG_1_0