

NOTICE: RESTRICTED AS TO USE AND DISCLOSURE

THIS ENTIRE DOCUMENT AND ALL INFORMATION IS PROPRIETARY TO COLT INC. AND SHALL NOT BE REPRODUCED, DUPLICATED OR COPIED IN WHOLE OR IN PART, DISCLOSED OR MADE AVAILABLE TO ANY OTHER PERSON, FIRM, OR CORPORATION OR OTHERWISE USED EXCEPT TO THE EXTENT NECESSARY FOR AND THEN ONLY IN CONNECTION WITH THE PREPARATION CONNECTION WITH THE PREPARATION AND/OR SUBMISSION OF BIDS OR PROPOSALS RELATED TO A PROCUREMENT BEING EFFECTED BY THE UNITED STATES EITHER BY THE UNITED STATES GOVERNMENT OR UNDER CONTRACT WITH THE UNITED STATES GOVERNMENT. THIS DOCUMENT WILL BE DISPOSED OF IN ACCORDANCE WITH THE INSTRUCTIONS ISSUED BY THE RESPONSIBLE CONTRACTING OFFICER UPON COMPLETION OF THE PURPOSE FOR WHICH IT WAS ISSUED.

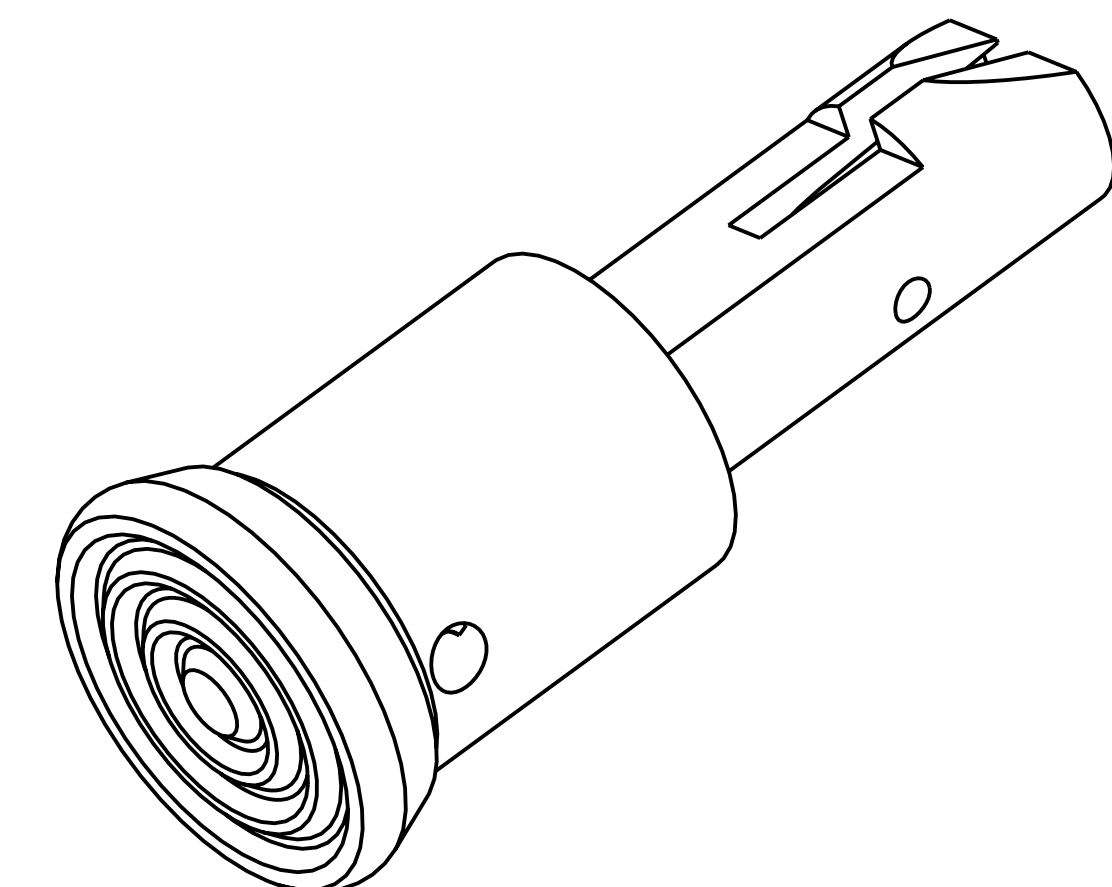
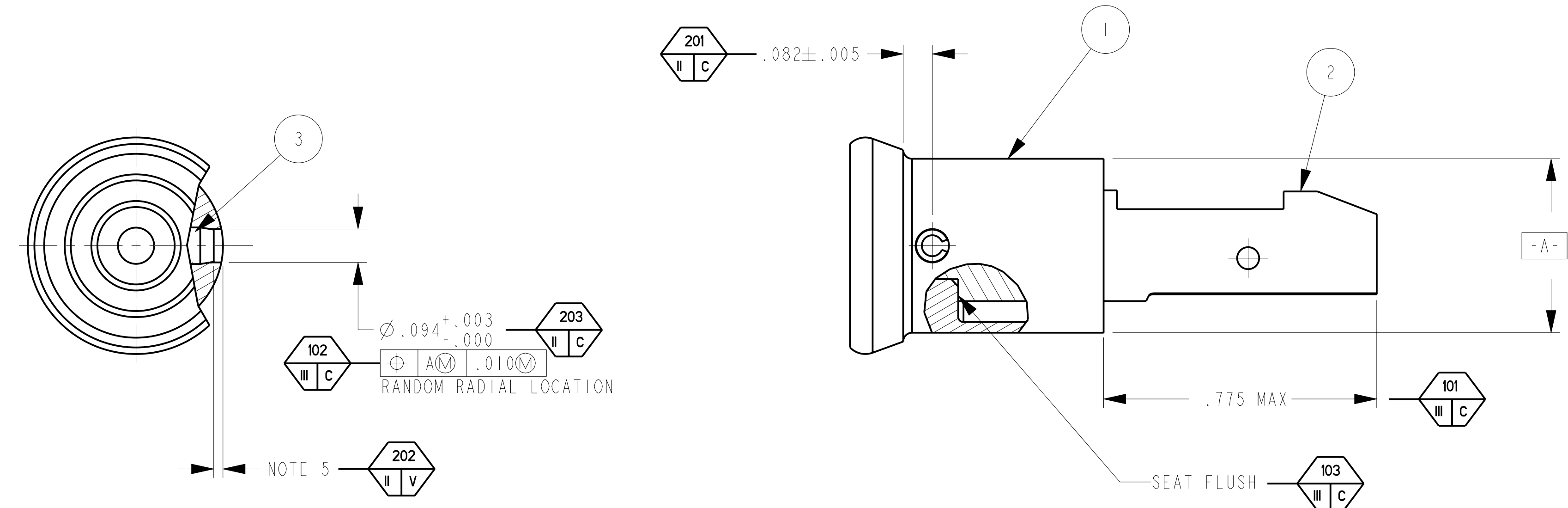
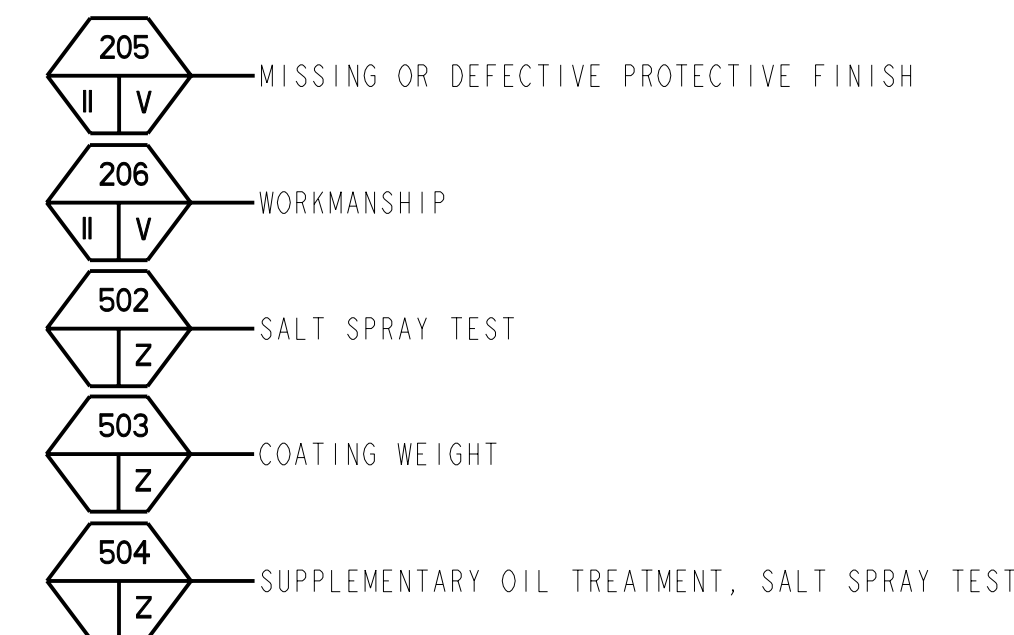
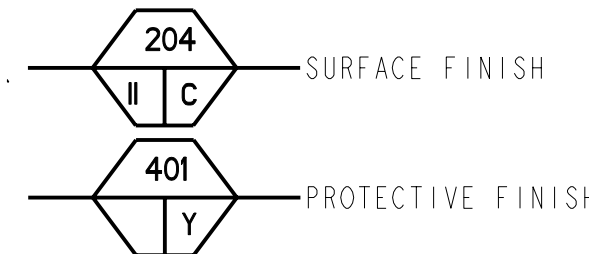
SPECIAL LICENSE RIGHTS
 THE GOVERNMENT'S RIGHTS TO USE, MODIFY, REPRODUCE, RELEASE, PERFORM, DISPLAY, OR DISCLOSE THESE DATA ARE RESTRICTED BY CONTRACT NO. DAAF03-67-C-108, LICENSE NO. DAAF03-67-C-108. ANY REPRODUCTION OF TECHNICAL DATA OR PORTIONS THEREOF MARKED WITH THIS LEGEND MUST ALSO REPRODUCE THE MARKINGS.

DUE TO GOVERNMENT GENERATED ENGINEERING CHANGES, THERE MAY BE DATA AND/OR TOLERANCES NOT PROPRIETARY TO COLT'S.

REVISIONS				
MODEL REV	DRAWING REV	DESCRIPTION	DATE(YEAR-MO-DA)	APPROVED
N/A	D	NOR W5S8002 / 1985-08-06	1986-06-25	
N/A	E	NOR GIS2018 / 1991-07-08	1991-10-11	
N/A	F	NOR LIS2102 / 2001-08-23	2001-09-26	RLV
-	G	NOR LIS3048 / 2001-09-25	2002-05-22	JJW
A	H	NOR L3S3161 / 2004-03-31	2004-08-13	RLV
B	J	NOR L08S3049 / 2008-04-30	2008-06-13	BMG

NOTES

- MIL-W-13855 AND ASME Y14.5-1973 APPLY.
- BREAK EDGES $.005^{+.010}_{-.000}$ EXCEPT AS NOTED.
- SURFACE FINISH: 125/ EXCEPT AS NOTED.
- PROTECTIVE FINISH: FINISH 5.3.1.2 OF MIL-STD-171.
- INSERT PIN SO THAT ENDS ARE FLUSH OR BELOW SURFACE ON BOTH SIDES AS SHOWN.
- DIMENSIONS APPLY BEFORE PROTECTIVE FINISH.
- QUALITY ASSURANCE PROVISION REQUIREMENTS PER DRAWING NUMBER 12993884 APPLY.



ISOMETRIC VIEW

ITEM OR FIND NO.	QTY. REQ.	CAGE CODE	PART NO. OR IDENTIFYING NO.	NOMENCLATURE OR DESCRIPTION	REMARKS
3	1	96906	MS16562-118	PIN, SPRING-TUBULAR, SLOTTED	PER NASM16562
2	1	19204	8448546	PLUNGER	
1	1	19200	9349084	CAP, PLUNGER	

THIS DRAWING WAS GENERATED FROM A SOLID MODEL AND IS CAD MAINTAINED. CHANGES SHALL BE INCORPORATED BY THE DESIGN ACTIVITY.

PART NO. 9349085

DISTRIBUTION STATEMENT F: FURTHER DISTRIBUTION ONLY AS DIRECTED BY US ARMY ARDEC; AMSTA-AR-CCL-F, ROCK ISLAND, IL; 1993-09-14.

PMIC	DO NOT SCALE DRAWING		CONTRACT NUMBER	DESIGN ACTIVITY US ARMY ARMAMENT RESEARCH, DEVELOPMENT AND ENGINEERING CENTER PICATINNY ARSENAL, NEW JERSEY 07806-5000
	UNLESS OTHERWISE SPECIFIED DIMENSIONS ARE IN INCHES		CONTRACTOR	
MECHANICAL PROPERTIES	M4A1	TOLERANCES ON ANGLES ± 2°	DRAWN BY	DATE(YEAR-MO-DA)
	M4	2 PLACE DECIMALS ± .01	G. STRAHL	1982-02-26
YP	M16A4	3 PLACE DECIMALS ± .005	CHECKER	ENGINEER
TS	M16A3	THIRD ANGLE PROJECTION	S. GALL - ESERV	J. WINDHAM
EL2	M16A2		ENGINEER	QUALITY ENGINEER
RA	9349086	MATL ENGR	L. KO	L. CICHUCKI
BH	M16A1	MODELED BY	DRAWING APPROVAL	
RH		G. STRAHL	L. BRUNTON	2001-09-25
APPLICATION			DESIGN APPROVAL	
NEXT ASSY			R. ELBE	2001-09-25
USED ON				

SIZE	CAGE CODE	DWG NO.
D	19200	9349085
SCALE	UNIT WT.	SHEET
4.000	0.0418	1 OF 1