

DRAWING SIZE D (ASACOMR 78-12) 8

7

6

5

4

3

2

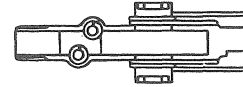
1

NOTICE: RESTRICTED AS TO USE AND DISCLOSURE

THIS ENTIRE DOCUMENT AND ALL INFORMATION THEREIN IS PROPRIETARY TO CRAYS INC AND SHALL NOT BE REPRODUCED, DUPLICATED OR COPIED IN WHOLE OR IN PART, DISCLOSED OR MADE AVAILABLE TO ANY OTHER PERSON, FIRM OR CORPORATION OR OTHERWISE USED IN ANY MANNER TO THE EXTENT NECESSARY FOR AND IN CONNECTION WITH THE PROPRIETARY AND/OR CONFIDENTIAL OF DATA AND PATENT RIGHTS RELATED TO A PROGRAMMENT BEING EFFECTED BY THE UNITED STATES GOVERNMENT OR IN CONNECTION WITH THE MANUFACTURE OF THE UNITED STATES EITHER BY THE UNITED STATES GOVERNMENT OR UNDER A CONTRACT WITH THE UNITED STATES GOVERNMENT. THIS DOCUMENT WILL BE RETURNED TO THE CONTRACTOR IN ACCORDANCE WITH INSTRUCTIONS ISSUED BY THE RESPONSIBLE CONTRACTING OFFICER UPON COMPLETION OF THE PURPOSE FOR WHICH IT WAS ISSUED.

REVISIONS			
SYM	DESCRIPTION	DATE	APPROVAL
	PRODUCTION RELEASE ERRW252013	820614	<i>mm</i>
A	NOR W450028/8410-16 (ECP W452099/8412-21)	850204	<i>RJL</i>

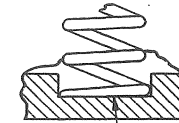
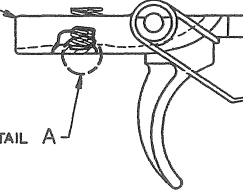
NOTES:—  
1 - SPEC. MIL-W-13855 AND ANSI Y14.5 -73 APPLY.



TRIGGER SUBASSEMBLY  
9392518

SPRING, TRIGGER-8448593

SEE DETAIL A



FLARED END OF SPRING

DETAIL A  
2 PLACES  
SCALE: 10/1

FOR ENGINEERING PARTS LIST SEE PL9349115

PART NO. 9349115

MECHANICAL PROPERTIES		DO NOT SCALE DRAWING UNLESS OTHERWISE SPECIFIED DIMENSIONS ARE IN INCHES		ORIGINAL DATE OF DRAWING 82-02-26		U S ARMY ARMAMENT RESEARCH AND DEVELOPMENT CENTER DOVER, NEW JERSEY 07801	
YF		TOLERANCES ON DECIMALS ±		DRAFTER	MM	CHECKER	DEW
TS		FRACTIONS ±		ENGR		ENGR	
EL2		ANGLES ±		ENGR		ENGR	
RA				ENGR		ENGR	
WN							
FIN							
9349100 MISAIF1				SIZE D		FSCM NO. 19200	
NEXT ASSY USED ON				SCALE 2/1		UNIT WT.	
APPLICATION						SHEET 1 OF 1	

October 16, 2004 11:00 AM

ANNEXED FORM 60 JAN 77 REPLACES DAHQA FORM 6040 NOV 73 WHICH MAY BE USED UNTIL EXHAUSTED